



OK

Warm-up C-E Results

Document 40 PENDING

Subject to scrutineering & sporting investigations

Rnk	No.	Entrant	Nat	Driver	Nat	Equipment	Sector 1	Sector 2	Sector 3	Time	Gap	Laps
1	163	MP Kartacing	NED	Koivisto, Emeeli	FIN	Henza Kart / IAME / Maxxis	22.313	27.048	23.401	1:12.762		5
2	119	Prema Racing Srl	ITA	Craigie, Kenzo	GBR	KR / IAME / Maxxis	22.544	27.026	23.507	1:13.077	0.315	5
3	128	Prema Racing Srl	ITA	Anagnostiadis, James	AUS	KR / IAME / Maxxis	22.472	27.144	23.494	1:13.110	0.348	5
4	116	KR Motorsport Srl	ITA	Kelleher, Daniel	IRL	KR / IAME / Maxxis	22.612	26.965	23.795	1:13.372	0.610	5
5	121	Prema Racing Srl	ITA	Aksoy, Alp	TUR	KR / IAME / Maxxis	22.091	27.371	23.976	1:13.438	0.676	5
6	134	Forza Racing	GBR	Burnett, Jensen	CAN	Exprit / TM Kart / Maxxis	22.364	27.253	23.876	1:13.493	0.731	6
7	135	Koski Motorsport	FIN	Kinnmark, Oliver	SWE	KR / IAME / Maxxis	22.662	27.640	23.279	1:13.581	0.819	6
8	125	Energy Corse Srl	ITA	Andriotis, Paul	SUI	Energy / IAME / Maxxis	22.631	27.077	23.882	1:13.590	0.828	6
9	103	VDK Racing	BEL	Ramaekers, Thibaut	BEL	KR / IAME / Maxxis	22.627	27.208	23.798	1:13.633	0.871	6
10	173	Koski Motorsport	FIN	Garst, Marco	DEN	KR / IAME / Maxxis	22.588	27.210	23.994	1:13.792	1.030	6
11	182	CL Racing Team	ITA	Sharp, Aston	GBR	Birel Art / TM Kart / Maxxis	21.912	27.903	24.006	1:13.821	1.059	6
12	148	KR Motorsport Srl	ITA	Pedersen, Dean	USA	KR / IAME / Maxxis	22.560	27.416	23.874	1:13.850	1.088	5
13	136	KR Motorsport Srl	ITA	Micallef, Jacob	MLT	KR / IAME / Maxxis	22.885	27.291	23.838	1:14.014	1.252	5
14	151	VictoryLane	FRA	Battig, Chiara	SUI	KR / IAME / Maxxis	22.572	27.452	24.116	1:14.140	1.378	6
15	165	VictoryLane	FRA	Smith, Joseph	GBR	KR / IAME / Maxxis	22.667	27.530	23.953	1:14.150	1.388	6
16	147	Prema Racing Srl	ITA	Bernoldi, Bernardo	ITA	KR / IAME / Maxxis	22.651	27.603	24.035	1:14.289	1.527	5
17	117	DPK Racing	ESP	Nilsson, Leo	SWE	KR / IAME / Maxxis	22.857	27.707	23.783	1:14.347	1.585	5
18	190	VDK Racing	BEL	Roussel, Romeo	FRA	KR / IAME / Maxxis	22.647	27.683	24.061	1:14.391	1.629	6
19	177	VictoryLane	FRA	Sun, Anzhe	ITA	KR / IAME / Maxxis	23.029	27.726	23.696	1:14.451	1.689	6
20	180	KR Motorsport Srl	ITA	Matsui, Sara	JPN	KR / IAME / Maxxis	22.334	28.387	23.888	1:14.609	1.847	5
21	114	Energy Corse Srl	ITA	Pavan, Sebastiano	ITA	Energy / IAME / Maxxis	21.971	28.521	24.201	1:14.693	1.931	1
22	185	Forza Racing	GBR	Kara Osman, Amin	GER	Exprit / TM Kart / Maxxis	22.783	27.875	24.268	1:14.926	2.164	6
23	142	Parolin Motorsport	ITA	Marti, Hugo	ESP	Parolin / TM Kart / Maxxis	22.699	28.009	24.332	1:15.040	2.278	6
24	138	Tony Kart Racing Team	ITA	Rasmussen, Oliver Fodor	DEN	Tony Kart / Vortex / Maxxis	22.667	28.199	24.208	1:15.074	2.312	6
25	154	Fusion Motorsport	GBR	Hakkinen, Ella	MON	KR / IAME / Maxxis	22.858	28.020	24.486	1:15.364	2.602	6
26	181	Hagemann Racing	CZE	Pokorny, Daniel	CZE	Exprit / TM Kart / Maxxis	22.863	28.025	24.561	1:15.449	2.687	6
27	189	KBK Competition	POL	Gheysen, Lucas	FRA	KR / TM Racing / Maxxis	22.892	28.418	24.550	1:15.860	3.098	6
28	302	CRG	ITA	Toviggino, Maximo	ARG	CRG / IAME / Maxxis	23.079	29.246	25.177	1:17.502	4.740	1

No.114 Pavan, Sebastiano : Under Investigation

Start Time : 03/05 - 09:38:39

Best lap : No.163 Koivisto, Emeeli 1:12.762 75.75 kph

Weather : Scattered cloud Air : 19°C Track : Drying

Event Record : No.104 Costoya, Christian 56.617 97.35 kph

No.181 08:27 Lap 5

No.134 08:29 Lap 5

Timekeeper

Clerk of the Course

Posting Time :

09:48

Portimao (POR) 02-04/05/2025

Timekeeping by Apex Timing









Apex Timing GoRacing **APEX**



OK

Warm-up C-E Best Sectors Analysis

For information purposes. No official / regulatory value

S1			S2			S3			Ideal Lap Times						
Rnk	No.	Time	Rnk	No.	Time	Rnk	No.	Time	Rnk	No.	Driver	Nat	Ideal Lap	Best Lap	Diff.
1	119	21.828	1	116	26.965	1	135	23.279	1	119	Craigie, Kenzo		1:12.361	1:13.077	0.716
2	121	21.894	2	119	27.026	2	163	23.401	2	163	Koivisto, Emeeli		1:12.616	1:12.762	0.146
3	182	21.912	3	163	27.048	3	128	23.494	3	116	Kelleher, Daniel		1:12.898	1:13.372	0.474
4	136	21.931	4	125	27.077	4	119	23.507	4	182	Sharp, Aston		1:12.960	1:13.821	0.861
5	114	21.971	5	128	27.144	5	134	23.610	5	136	Micallef, Jacob		1:13.049	1:14.014	0.965
6	103	22.065	6	103	27.208	6	177	23.696	6	125	Andriotis, Paul		1:13.054	1:13.590	0.536
7	125	22.095	7	173	27.210	7	151	23.769	7	121	Aksoy, Alp		1:13.062	1:13.438	0.376
8	148	22.108	8	182	27.235	8	117	23.783	8	103	Ramaekers, Thibaut		1:13.071	1:13.633	0.562
9	116	22.138	9	134	27.253	9	116	23.795	9	128	Anagnostiadis, James		1:13.106	1:13.110	0.004
10	163	22.167	10	136	27.291	10	121	23.797	10	134	Burnett, Jensen		1:13.175	1:13.493	0.318
11	147	22.189	11	121	27.371	11	103	23.798	11	148	Pedersen, Dean		1:13.352	1:13.850	0.498
12	180	22.228	12	117	27.380	12	180	23.812	12	135	Kinnmark, Oliver		1:13.372	1:13.581	0.209
13	134	22.312	13	148	27.416	13	182	23.813	13	173	Garst, Marco		1:13.641	1:13.792	0.151
14	128	22.468	14	165	27.432	14	136	23.827	14	151	Battig, Chiara		1:13.793	1:14.140	0.347
15	142	22.483	15	151	27.452	15	148	23.828	15	147	Bernoldi, Bernardo		1:13.827	1:14.289	0.462
16	181	22.566	16	135	27.481	16	173	23.843	16	165	Smith, Joseph		1:13.976	1:14.150	0.174
17	190	22.571	17	147	27.603	17	125	23.882	17	117	Nilsson, Leo		1:14.011	1:14.347	0.336
18	151	22.572	18	185	27.644	18	165	23.953	18	177	Sun, Anzhe		1:14.110	1:14.451	0.341
19	173	22.588	19	177	27.654	19	142	24.009	19	190	Roussel, Romeo		1:14.315	1:14.391	0.076
20	165	22.591	20	190	27.683	20	138	24.012	20	180	Matsui, Sara		1:14.369	1:14.609	0.240
21	135	22.612	21	154	27.753	21	147	24.035	21	142	Marti, Hugo		1:14.501	1:15.040	0.539
22	138	22.644	22	142	28.009	22	190	24.061	22	185	Kara Osman, Amin		1:14.620	1:14.926	0.306
23	185	22.708	23	181	28.025	23	114	24.201	23	114	Pavan, Sebastiano		1:14.693	1:14.693	
24	177	22.760	24	138	28.150	24	185	24.268	24	138	Rasmussen, Oliver Fodor		1:14.806	1:15.074	0.268
25	117	22.848	25	189	28.231	25	181	24.423	25	181	Pokorny, Daniel		1:15.014	1:15.449	0.435
26	154	22.858	26	180	28.329	26	154	24.486	26	154	Hakkinen, Ella		1:15.097	1:15.364	0.267
27	189	22.892	27	114	28.521	27	189	24.550	27	189	Gheysen, Lucas		1:15.673	1:15.860	0.187
28	302	23.079	28	302	29.246	28	302	25.177	28	302	Toviggino, Maximo		1:17.502	1:17.502	



OK

Warm-up C-E Lap Time Analysis

For information purposes. No official / regulatory value

Laps	Sector 1	Sector 2	Sector 3	Spd	Lap Time
No.103 Ramaekers, Thibaut					
1	22.565	28.036	24.230	114	1:14.831
2	22.285	28.264	24.042	113	1:14.591
3	22.065	28.092	23.953	112	1:14.110
4	22.568	27.307	23.930	113	1:13.805
5	22.065	27.897	24.014	113	1:13.976
6	22.627	27.208	23.798	115	1:13.633

No.114 Pavan, Sebastiano					
1	21.971	28.521	24.201	116	1:14.693

No.116 Kelleher, Daniel					
1	22.138	28.490	24.807	115	1:15.435
2	22.487	27.582	24.108	114	1:14.177
3	22.367	27.286	23.845	114	1:13.498
4	22.612	26.965	23.795	114	1:13.372
5	22.526	27.244	24.077	113	1:13.847

No.117 Nilsson, Leo					
1	23.256	27.937	24.020	113	1:15.213
2	23.065	27.576	24.001	112	1:14.642
3	23.078	27.380	24.250	112	1:14.708
4	22.848	27.516	24.318	112	1:14.682
5	22.857	27.707	23.783	112	1:14.347

No.119 Craigie, Kenzo					
1	22.025	27.856	23.997	113	1:13.878
2	21.828	28.046	23.686	115	1:13.560
3	22.507	27.168	24.015	114	1:13.690
4	22.544	27.026	23.507	116	1:13.077
5	22.264	27.152	24.078	115	1:13.494

No.121 Aksoy, Alp					
1	21.894	27.822	23.905	112	1:13.621
2	22.451	27.621	24.013	111	1:14.085
3	21.929	27.737	23.797	113	1:13.463
4	23.910	29.441	24.729	112	1:18.080
5	22.091	27.371	23.976	112	1:13.438

No.125 Andriotis, Paul					
1	22.624	28.510	24.615	114	1:15.749
2	22.940	27.817	24.060	115	1:14.817
3	22.622	27.564	24.533	112	1:14.719
4	22.346	27.710	23.888	116	1:13.944
5	22.631	27.077	23.882	116	1:13.590
6	22.095	27.915	24.267	114	1:14.277

No.128 Anagnostiadis, James					
1	22.716	27.399	23.650	113	1:13.765
2	22.468	27.333	23.629	112	1:13.430
3	22.619	27.292	23.502	114	1:13.413
4	22.552	27.255	23.620	114	1:13.427
5	22.472	27.144	23.494	114	1:13.110

No.134 Burnett, Jensen					
1	22.521	27.943	23.642	115	1:14.106
2	22.424	34.476	24.227	114	1:21.127
3	22.312	27.534	23.968	114	1:13.814
4	22.488	27.548	24.332	116	1:14.368
5	22.379	28.701	23.610	116	1:14.690
6	22.364	27.253	23.876	116	1:13.493

Laps	Sector 1	Sector 2	Sector 3	Spd	Lap Time
No.135 Kinnmark, Oliver					
1	22.728	27.925	24.274	113	1:14.927
2	22.738	27.825	23.932	115	1:14.495
3	22.771	27.542	23.899	115	1:14.212
4	22.943	27.834	24.013	112	1:14.790
5	22.662	27.640	23.279	115	1:13.581
6	22.612	27.481	23.802	114	1:13.895

No.136 Micallef, Jacob					
1	22.389	28.452	24.038	114	1:14.879
2	21.931	28.174	24.216	115	1:14.321
3	22.233	28.251	23.827	115	1:14.311
4	22.706	27.467	24.359	116	1:14.532
5	22.885	27.291	23.838	116	1:14.014

No.138 Rasmussen, Oliver Fodor					
1	23.300	28.926	24.635	114	1:16.861
2	23.142	28.396	24.924	112	1:16.462
3	25.952	28.352	24.012	114	1:18.316
4	22.644	28.150	24.488	113	1:15.282
5	22.938	28.306	24.351	113	1:15.595
6	22.667	28.199	24.208	113	1:15.074

No.142 Marti, Hugo					
1	22.605	28.791	24.264	113	1:15.660
2	22.483	28.740	24.371	115	1:15.594
3	22.569	28.716	24.009	113	1:15.294
4	22.699	28.009	24.332	115	1:15.040
5	22.511	28.679	24.468	116	1:15.658
6	22.768	28.031	24.392	113	1:15.191

No.147 Bernoldi, Bernardo					
1	22.189	28.488	24.277	111	1:14.954
2	23.424	27.792	24.425	110	1:15.641
3	22.651	27.603	24.035	114	1:14.289
4	22.548	27.729	24.509	109	1:14.786
5	22.363	27.871	25.081	114	1:15.315

No.148 Pedersen, Dean					
1	22.535	27.761	23.906	114	1:14.202
2	22.441	28.004	24.089	114	1:14.534
3	22.628	27.511	23.980	115	1:14.119
4	22.108	28.059	23.828	114	1:13.995
5	22.560	27.416	23.874	115	1:13.850

No.151 Battig, Chiara					
1	22.887	28.003	23.769	115	1:14.659
2	22.723	27.952	24.155	116	1:14.830
3	22.715	27.658	23.974	114	1:14.347
4	22.613	27.713	23.855	115	1:14.181
5	22.638	27.842	24.003	113	1:14.483
6	22.572	27.452	24.116	114	1:14.140

No.154 Hakkinen, Ella					
1	23.035	28.270	25.113	113	1:16.418
2	23.207	28.286	24.703	111	1:16.196
3	22.909	28.129	24.933	111	1:15.971
4	23.103	27.753	24.834	111	1:15.690
5	22.858	28.020	24.486	113	1:15.364
6	22.963	28.209	25.063	112	1:16.235

Laps	Sector 1	Sector 2	Sector 3	Spd	Lap Time
No.163 Koivisto, Emeeli					
1	22.415	27.586	24.065	115	1:14.066
2	22.298	27.115	23.933	111	1:13.346
3	22.728	27.086	23.579	114	1:13.393
4	22.313	27.048	23.401	114	1:12.762
5	22.167	27.074	24.027	112	1:13.268

No.165 Smith, Joseph					
1	22.694	27.821	24.207	114	1:14.722
2	22.591	27.817	24.348	114	1:14.756
3	22.661	27.616	24.481	112	1:14.758
4	22.667	27.530	23.953	115	1:14.150
5	22.671	27.432	24.106	114	1:14.209
6	22.715	27.443	24.035	113	1:14.193

No.173 Garst, Marco					
1	22.876	27.792	23.867	116	1:14.535
2	22.608	28.351	23.964	116	1:14.923
3	22.678	27.852	23.843	115	1:14.373
4	22.623	27.731	24.239	116	1:14.593
5	22.818	27.412	23.847	115	1:14.077
6	22.588	27.210	23.994	115	1:13.792

No.177 Sun, Anzhe					
1	22.804	28.188	24.417	112	1:15.409
2	23.041	28.189	24.334	113	1:15.564
3	23.329	28.068	24.201	110	1:15.598
4	23.029	27.726	23.696	111	1:14.451
5	22.760	27.998	24.049	113	1:14.807
6	22.850	27.654	24.097	112	1:14.601

No.180 Matsui, Sara					
1	22.695	28.720	24.246	113	1:15.661
2	22.317	28.350	24.034	114	1:14.701
3	22.228	28.376	24.020	114	1:14.624
4	22.784	28.329	23.812	114	1:14.925
5	22.334	28.387	23.888	114	1:14.609

No.181 Pokorny, Daniel					
1	22.680	29.382	24.879	112	1:16.941
2	22.566	29.459	24.760	113	1:16.785
3	22.863	28.025	24.561	112	1:15.449
4	22.775	28.285	24.574	112	1:15.634
5	22.792	29.352	24.451	114	1:16.595
6	22.780	28.425	24.423	111	1:15.628

No.182 Sharp, Aston					
1	22.791	27.235	24.139	113	1:14.165
2	21.974	27.921	24.281	113	1:14.176
3	22.696	27.495	24.171	112	1:14.362
4	21.912	27.903	24.006	111	1:13.821
5	22.445	27.621	23.813	113	1:13.879
6	22.376	27.468	24.164	113	1:14.008

No.185 Kara Osman, Amin					
1	23.530	28.507	24.656	112	1:16.693
2	23.212	27.644	24.356	114	1:15.212
3	23.011	27.975	24.373	114	1:15.359
4	23.442	28.111	24.717	115	1:16.270
5	22.783	27.875	24.268	116	1:14.926



OK

Warm-up C-E Lap Time Analysis

For information purposes. No official / regulatory value

Laps	Sector 1	Sector 2	Sector 3	Spd	Lap Time
6	22.708	27.886	24.411	114	1:15.005

No.189 Gheysen, Lucas

1	22.892	28.418	24.550	112	1:15.860
2	23.797	28.839	24.873	115	1:17.509
3	23.064	28.625	24.572	112	1:16.261
4	22.940	28.334	24.883	112	1:16.157
5	23.119	28.603	24.662	113	1:16.384
6	23.055	28.231	24.668	114	1:15.954

No.190 Roussel, Romeo

1	23.348	27.721	24.453	113	1:15.522
2	22.593	27.748	24.195	115	1:14.536
3	22.571	27.777	24.224	114	1:14.572
4	22.712	27.784	24.204	113	1:14.700
5	23.220	27.866	24.129	112	1:15.215
6	22.647	27.683	24.061	114	1:14.391

No.302 Toviggino, Maximo

1	23.079	29.246	25.177	109	1:17.502
---	---------------	---------------	---------------	------------	-----------------